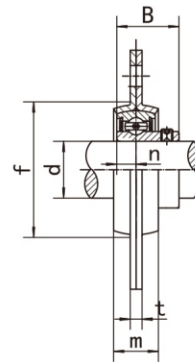
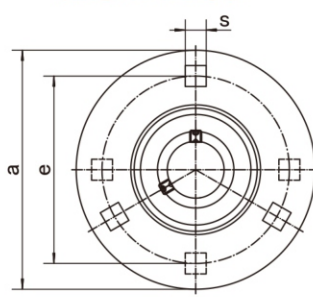
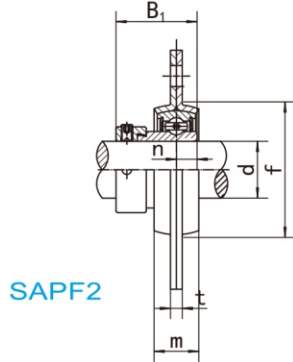


SAPF2
(SA2-Fitted)

Pressed Housing Flange Units
(Light duty)

SBPF2
(SB2-Fitted)



Unit NO.	Dimensions (mm / in.)									Bolt Size mm/in.	Bearing No.	Housing No.	Weight (kg)
	d	a	e	m	s ¹⁾	t	f	B ₁	n				
SAPF 201	12	81	63.5	14.0	7.1	4.0	49	28.6	6.5	M6	SA201	PF204	0.30
201-8	1/2										SA201-8		
SAPF 202	15	3-3/16	2-1/2	9/16	9/32	0.157	1-59/64	1.1260	0.2559	1/4	SA202	PF204	0.30
202-9	9/16												
202-10	5/8												
SAPF 203	17	90	71.5	16.0	9.0	4.0	56	31	7.5	M8	SA203	PF204	0.33
203-11	11/16												
SAPF 204	20	3-35/64	2-13/16	5/8	23/64	0.157	2-13/64	1.2204	0.2953	5/16	SA204	PF204	0.33
SAPF 205	25	95	76.0	18.0	9.0	4.0	60	31	7.5	M8	SA205	PF205	0.37
205-13	13/16	3-3/4	2-63/64	23/32	23/64	0.157	2-23/64	1.2204	0.2953	5/16	SA205-13		
205-14	7/8										SA205-14		
205-15	15/16										SA205-15		
205-16	1										SA205-16		
SAPF 206	30	113	90.5	18.0	11.0	5.2	71	35.7	9	M10	SA206	PF206	0.60
206-17	1-1/16	4-7/16	3-9/16	23/32	7/16	0.205	2-51/64	1.4055	0.3543	3/8	SA206-17		
206-18	1-1/8										SA206-18		
206-19	1-3/16										SA206-19		
206-20	1-1/4										SA206-20		
SAPF 207	35	122	100.0	20.0	11.0	5.2	81	38.9	9.5	M10	SA207	PF207	0.80
207-20	1-1/4	4-13/16	3-15/16	25/32	7/16	0.205	3-3/16	1.5315	0.3740	3/8	SA207-20		
207-21	1-5/16										SA207-21		
207-22	1-3/8										SA207-22		
207-23	1-7/16										SA207-23		
SAPF 208	40	148	119.0	21.0	13.5	6.8	91	43.7	11	M12	SA208	PF208	1.30
208-24	1-1/2	5-13/16	4-11/16	13/16	17/32	0.268	3-37/64	1.7205	0.433	1/2	SA208-24		
208-25	1-9/16										SA208-25		
SAPF 209	45	150	120.5	23.0	13.5	6.8	98	43.7	11	M12	SA209	PF209	1.31
209-26	1-5/8	5-29/32	4-3/4	29/32	17/32	0.268	3-55/64	1.7205	0.433	1/2	SA209-26		
209-27	1-11/16										SA209-27		
209-28	1-3/4										SA209-28		
SAPF 210	50	157	127.0	25.0	13.5	8.0	102	43.7	11	M12	SA210	PF210	1.59
210-29	1-13/16	6-3/16	5	63/64	17/32	0.315	4-1/64	1.7205	0.433	1/2	SA210-29		
210-30	1-7/8										SA210-30		
210-31	1-15/16										SA210-31		
210-32	2										SA210-32		
SAPF 211	55	168	138.0	26.0	13.5	8.0	113	48.4	12	M12	SA211	PF211	1.95
211-32	2	6-5/8	5-7/16	1-1/64	17/32	0.315	4-29/64	1.9055	0.472	1/2	SA211-32		
211-33	2-1/16										SA211-33		
211-34	2-1/8										SA211-34		
211-35	2-3/16										SA211-35		
SAPF 212	60	177	148.0	28.0	13.5	8.0	122	53.1	13.5	M12	SA212	PF212	2.41
212-36	2-1/4	6-31/32	5-53/64	1-7/64	17/32	0.315	4-13/16	2.0906	0.531	1/2	SA212-36		
212-37	2-5/16										SA212-37		
212-38	2-3/8										SA212-38		
212-39	2-7/16										SA212-39		

Unit NO.	Dimensions (mm / in.)									Bolt Size mm/in.	Bearing No.	Housing No.	Weight (kg)
	d	a	e	m	s ¹⁾	t	f	B	n				
SBPF 201	12	81	63.5	14.0	7.1	4.0	49	22	6	M6	SB201	PF204	0.27
201-8	1/2										SB201-8		
SBPF 202	15	3-3/16	2-1/2	9/16	9/32	0.157	1-59/64	0.8661	0.2362	1/4	SB202	PF204	0.27
202-9	9/16												
202-10	5/8												
SBPF 203	17	90	71.5	16.0	9.0	4.0	56	25	7	M8	SB203	PF203	0.29
203-11	11/16												
SBPF 204	20	3-35/64	2-13/16	5/8	23/64	0.157	2-13/64	0.9843	0.2756	5/16	SB204	PF204	0.29
SBPF 205	25	95	76.0	18.0	9.0	4.0	60	27	7.5	M8	SB205	PF205	0.33
205-13	13/16	3-3/4	2-63/64	23/32	23/64	0.157	2-23/64	1.0630	0.2953	5/16	SB205-13		
205-14	7/8										SB205-14		
205-15	15/16										SB205-15		
205-16	1										SB205-16		
SBPF 206	30	113	90.5	18.0	11.0	5.2	71	30	8	M10	SB206	PF206	0.54
206-17	1-1/16	4-7/16	3-9/16	23/32	7/16	0.205	2-51/64	1.1811	0.3150	3/8	SB206-17		
206-18	1-1/8										SB206-18		
206-19	1-3/16										SB206-19		
206-20	1-1/4										SB206-20		
SBPF 207	35	122	100.0	20.0	11.0	5.2	81	32	8.5	M10	SB207	PF207	0.68
207-20	1-1/4	4-13/16	3-15/16	25/32	7/16	0.205	3-3/16	1.2598	0.3346	3/8	SB207-20		
207-21	1-5/16										SB207-21		
207-22	1-3/8										SB207-22		
207-23	1-7/16										SB207-23		
SBPF 208	40	148	119.0	21.0	13.5	6.8	91	34	9	M12	SB208	PF208	1.14
208-24	1-1/2	5-13/16	4-11/16	13/16	17/32	0.268	3-37/64	1.3386	0.3543	1/2	SB208-24		
208-25	1-9/16										SB208-25		
SBPF 209	45	150	120.5	23.0	13.5	6.8	98	41.2	10.2	M12	SB209	PF209	1.21
209-26	1-5/8	5-29/32	4-3/4	29/32	17/32	0.268	3-55/64	1.6220	0.402	1/2	SB209-26		
209-27	1-11/16										SB209-27		
209-28	1-3/4										SB209-28		
SBPF 210	50	157	127.0	25.0	13.5	8.0	102	43.5	10.9	M12	SB210	PF210	1.49
210-29	1-13/16	6-3/16	5	63/64	17/32	0.315	4-1/64	1.7126	0.429	1/2	SB210-29		
210-30	1-7/8										SB210-30		
210-31	1-15/16										SB210-31		
210-32	2										SB210-32		
SBPF 211	55	168	138.0	26.0	13.5	8.0	113	45.3	11.8	M12	SB211	PF211	1.76
211-32	2	6-5/8	5-7/16	1-1/64	17/32	0.315	4-29/64	1.7835	0.465	1/2	SB211-32		
211-33	2-1/16										SB211-33		
211-34	2-1/8										SB211-34		
211-35	2-3/16										SB211-35		
SBPF 212	60	177	148.0	28.0	13.5	8.0	122	53.7	14.9	M12	SB212	PF212	2.23
212-36	2-1/4	6-31/32	5-53/64	1-7/64	17/32	0.315	4-13/16	2.1142	0.587	1/2	SB212-36		
212-37	2-5/16										SB212-37		
212-38	2-3/8										SB212-38		
212-39	2-7/16										SB212-39		

1)Note:PF208-212 With 4 bolt holes